

UniOP eTOP20C

The eTOP20C is a state-of-the-art HMI device with touchscreen interface and 7.5" TFT color graphic display. Support for 64K colors in the brilliant TFT display improves the realism of the images. The compact size and the VGA resolution make the eTOP20C an attractive solution where space is a premium without compromising performance.



- 7.5" TFT color display
- VGA (640x480 pixel) resolution
- 64K colors
- Resistive touchscreen
- 10/100 Ethernet interface
- USB port
- Connection to industrial bus systems using optional plug-in modules
- Compatible with video input module
- 64 MB internal user memory
- Compatible with local I/O (version -0050 only)

Highlights

The eTOP HMI panels are part of the UniOP family of touchscreen products. All of the eTOP products support the rich common functionalities of the UniOP operator panels:

- Powerful and intuitive programming with the UniOP Designer 6 software
- Support of more than 150 communication drivers for industrial devices
- Built-in Ethernet port for connection to field devices as well as programming the HMI from Designer.
- USB host port for connection of flash drives. Flash drives can be used for application as well as firmware upgrade of the device
- Optional plug-in modules for fieldbus systems and networks (Profibus DP, CANopen, DeviceNet, Interbus, KNX)
- Dual-driver communication capability
- Vector graphic capabilities including the support of multiple layers and object transparency.
- Video input option
- Display dynamic data in numerical, text, bargraph, analog gauges and graphic image formats
- Data acquisition and trend presentation. Trend data can be transferred to a host computer using the Ethernet connection.
- Recipe data storage. Recipe data can be transferred to a host computer using the Ethernet connection or copied to flash drives via USB connection.
- Multilanguage applications. The number of runtime languages is limited only by the available memory. All text information in the application can be exported in Unicode format for easier translation.
- Powerful macro editor to configure touchscreen operation
- Alarms and historical alarm list. Alarm and event information can be printed or transferred to a host computer.
- Eight level password protection.
- Report printing to serial printer. Reports are freely configurable using Designer
- Ethernet-based UniNet network to share data between UniOP HMIs and to serve data using UniNet OPC Server.

Technical Data

Display

Type	TFT
Resolution	VGA, 640x480 pixel
Active display area	154x116 mm (7.5" diagonal)
Colors	64K
Backlight	CCFL, 50000 h ⁽¹⁾
Brightness	240 cd/m ² typ.
Dimming	Yes

Memory

User memory	64 MB internal Flash
Alternate user memory	Optional removable 32/64 MB SSFDC memory card

Front panel

Touch screen	Analog resistive
Function keys	1
System keys	-
User LED's	1
System LED's	4

Interfaces

PC/Printer port	Yes
PLC port	RS-232, RS-485, RS-422, 20 mA Current Loop
Ethernet port	10/100 Mbit
USB port	Host version 1.1 ⁽²⁾
Aux port (fieldbus)	Yes, with optional modules
DX port (video input)	Yes
Serial programming speed	9600 – 38400 bps
Local I/O	-0045: No -0050: Yes

Functionality

Vector graphics	Yes
Dual driver capability	Yes
Video input	Yes (optional)
Data acquisition and trends	Yes
Recipe memory	Yes. Flash memory storage limited only by available memory ⁽²⁾

UniNet network

Alarms	Client/Server
Event list	1024
Password	1024
Hardware RTC	Yes
Screen saver	Yes, battery backup
Buzzer	Yes
	Yes, audible feedback for touch screen

Ratings

Power supply voltage	18 - 30 VDC
Current consumption	Max 1.1 A at 24 VDC
Fuse	Automatic
Weight	Approx 1.6 Kg
Battery	3 V 285 mA Lithium, non rechargeable, user replaceable, RENATA model CR2430. Replace with same component or equivalent.

Environmental Conditions

Operating temperature	0 to 45 °C
Storage temperature	-20 to +70 °C
Operating and storage humidity	5 – 85 % RH non-condensing
Protection class	IP65 (front panel)

Dimensions

Faceplate LxH	232x187 mm (9.14x7.63")
Cutout AxB	221x176 mm (8.70x6.93")
Mounting depth D	-0045: 71 mm (2.80") -0050: 81 mm (3.19")

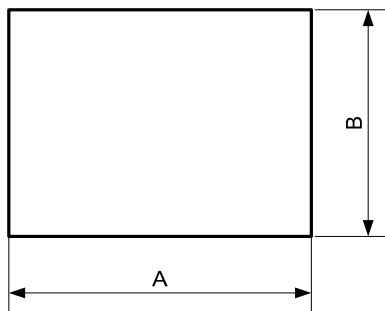
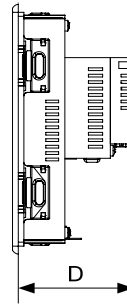
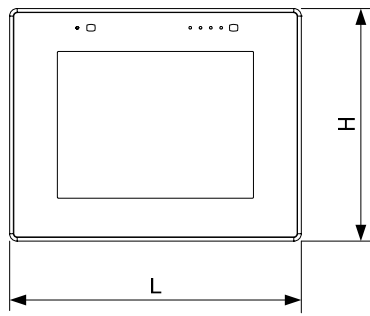
Approvals

CE	Emission EN 61000-6-4, 2001 Immunity EN 61000-6-2, 2005 for installation in industrial environments
----	-----------------------------------------------------------------------------------------------------------------

Note 1: the lamp lifetime is the typical value for continuous operation at 25°C.

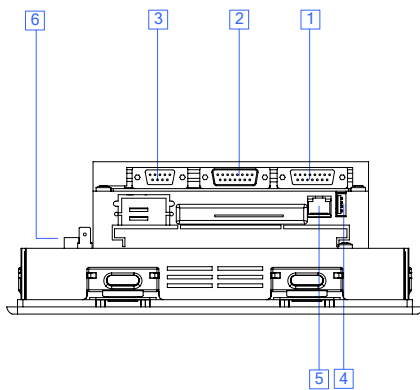
Note 2: operation of the built-in USB interface and recipe storage to flash memory require an appropriate firmware version and use of Designer 6.07 or higher.

Dimensions



Cut-out

Connections



- 1 PC/Printer Port
- 2 PLC Port
- 3 Aux Port
- 4 USB Port
- 5 Ethernet Port
- 6 Power Supply

Ordering Information

eTOP20C-0045	7.5" VGA TFT touchscreen color panel with Ethernet and USB interfaces.
eTOP20C-0050	7.5" VGA TFT touchscreen color panel with Ethernet and USB interfaces. Compatible with local I/O.
PROT-09	Disposable protection foil for 7.5" eTOP touch panels (10 pieces)

Tn234

Ver. 1.2

Copyright © 2007, 2008 Sitek S.p.A. – Verona, Italy

Subject to change without notice

The information contained in this document is provided for informational purposes only. While efforts were made to verify the accuracy of the information contained in this documentation, it is provided “as is” without warranty of any kind.

www.uniop.com